




ORIGINEEL[®]
CHAPEL
PARKET

Unique
by Nature

*A secluded monastery,
where timeless traditions
are kept alive...*

*Welcome to the world of
Original Chapel flooring*





36



12



INDEX

ORIGINAL CHAPEL PARKET

- 04 Original Chapel Flooring
Unique by nature
- 06 The widest choice of the finest floors
- 08 Original Chapel Parket
- 10 Original Chapel Basilica
- 12 Original Chapel Basilica Panels & Patterns
- 16 Original Chapel Cathedral
- 18 Original Chapel Hermitage
- 20 Original Chapel Convent
- 24 Original Chapel Parish
- 26 Original Chapel Minster
- 28 Original Chapel Monastery
- 30 Original Chapel Abbey
- 32 Original Chapel Priory
- 36 Colours
- 42 Custom-made extras
- 44 Special Projects
- 46 Sustainability
- 50 Icon Explanation




04



06



40



44



46

Original Chapel Flooring

Unique by Nature

A secluded monastery, where timeless traditions are kept alive. The buildings lovingly looked after by their inhabitants, who know every crack in the walls, every knot in the wooden flooring. Their feet have left traces of wear on the floors in the rooms and hallways, telling a story of ancient routines. Welcome to the world of Original Chapel flooring.

The Original Chapel stamp is your seal of quality for the most exclusive, Dutch-made wooden flooring. The Original Chapel story is one of a distinctive natural product, manufactured in an environmentally friendly way.

NATURAL IDENTITY

We use only the best European oak to create Original Chapel flooring. We respect the natural variation in the wood; every tree is unique, and so are our products. Working and living on an Original Chapel floor will add your own signature, making it even more beautiful. It's why we describe Original Chapel floors as unique by nature.

HAND MADE

Original Chapel is produced entirely in-house, from raw timber to finished product. We begin work immediately once your order is placed, so your flooring is made for you and you alone. Want to go a step further? Then work with us to create a custom-made floor that meets your exact wishes. Unique by nature indeed.

A BRAND BY HOUTINDUSTRIE SCHIJNDEL

Original Chapel is manufactured by Houtindustrie Schijndel, a leading international wood processing and flooring company based in the Netherlands. We have a rich history as a woodworking business, and thirty years of experience in the production of wooden flooring.

From our woodworking origins, we have invested heavily in specialized skills and machinery. This makes our wood planing unparalleled, and allows us to make the highest quality flooring in the business.



The widest choice of the finest floors

There is an Original Chapel floor for every interior and taste, from sleek and contemporary to warm and traditional. For domestic and commercial use, in large or small spaces, both in solid wood and engineered. Choose a classic floorboard or an intricate panel in a selection of colours and finishes.

STRICT QUALITY STANDARDS


Every product bearing the Original Chapel stamp meets our strictest quality standards. This means they are suitable for use in tough domestic environments and demanding commercial environments alike. Our highly satisfied clients live and work on Original Chapel floors in homes, restaurants, offices, hotels and shops.


MAXIMUM COMFORT

Our engineered flooring is suitable for use with underfloor cooling and heating. Add to this the ease of maintenance of our product and you have a floor that offers maximum comfort.

FOR YEARS TO COME

Every single floor is finished by hand, so you can be sure it is truly unique. A special protective layer makes Original Chapel floors extremely durable. Choosing from our collection means selecting one of the best floors available, to be enjoyed for years to come.





ORIGINAL

ORIGINAL CHAPEL PARKET

The original collection that started it all. And still as popular as ever. Timeless. Beautiful. At home in every environment. The planks in the Original collection have a unique planed surface that ensures a warm, natural appearance.

The collection is available in a total of 43 colours and two types: Castle – solid oak planks with micro-bevelled edges; and In Between engineered oak floor planks with micro-bevelled edges.

While the standard appearance is unaged, the collection can be distressed to create an older, timeworn appearance. This patented process involves causing intended random superficial damage to the wood.

*Timeless. Beautiful.
At home in every
environment.*



FLOOR FINISHING DIMENSION Original Chapel Parket Bruce 20 x 185 mm



SPECIFICATIONS



BASILICA

ORIGINAL CHAPEL BASILICA

Take a modern interior back in time – or return an old interior to its former glory. That's the power of Basilica. Without bevelled edges, the almost seamless V-joints that are feature of Basilica produce a floor that looks as if it has been made from a single piece of wood. Remarkable. Memorable. Classical. Beautiful.

This collection is available in 43 colours and is aged to give each Basilica floor an even older appearance. Our unique patented distressing process creates a random and natural aged look, oozing craftsmanship. At your request Basilica is available unaged. And if none of the 10 standard panels match what you have in mind, we can help you design and create your own unique panels in the available colours.

Available type of floors are: Basilica Castle – solid oak planks with hand-scraped bevelled edges; Basilica In Between – engineered oak floor planks with handscraped bevelled edges; and Basilica panels – solid 20 mm or In Between oak panels with hand-scraped bevelled edges.

*Remarkable.
Memorable.
Classical.
Beautiful.*



FLOOR Original Chapel Basilica
FINISHING Bruce
DIMENSION 20 x 145 mm

SPECIFICATIONS

60/285	60/245	240/365	70	85	1500/3000	3000/5000	700	1000/1200						



Chateau
162 x 162 cm



Albert
(81 x 81 cm)



Versailles
(81 x 81 cm)



Empire
(66 x 66 cm)



Etoile
(66 x 66 cm)



Renaissance
(81 x 81 cm)



Cross
(57 x 57 cm)



Castel
(81 x 81 cm)




Chantilly
(84 x 84 cm)



Variance
(66 x 66 cm)



Hungarian point
(various widths
and lengths)



Herringbone
(various widths
and lengths)



FLOOR Original Chapel Basilica
Versailles Panel
FINISHING Channel
DIMENSION 810 x 810 mm

PANELS & PATTERNS

ORIGINAL CHAPEL BASILICA

As beautiful as a good old honest floorboard is, some interiors demand a little more than straight lines. Original Chapel offers you a choice of 10 panels and 2 patterns, from the classic Herringbone to the intricate Chateau. Match the era of a building or add a classic twist to a modern interior – the choice is yours.



SPECIFICATIONS



CATHEDRAL

ORIGINAL CHAPEL CATHEDRAL

Go back centuries with the Cathedral collection. Wooden flooring that pushes the concept of an aged appearance to the maximum. Inspired by the great cathedrals and castles of Europe, this rich floor catches the eye with flamed colour effects on roughed up spots, and hand-scraped edges. Every plank tells a story. A story of time passing and past.

This collection is available in 38 colours. Each plank is scraped to create an apparently rough surface. A wire wool treatment ensures the planks are actually smooth to the touch. A coloured oil brings out the flaming colour effects in damaged areas.

Available styles are: Cathedral Castle – solid oak floor planks with hand-scraped bevelled edges; and Cathedral In Between – engineered oak floor planks with hand-scraped bevelled edges.

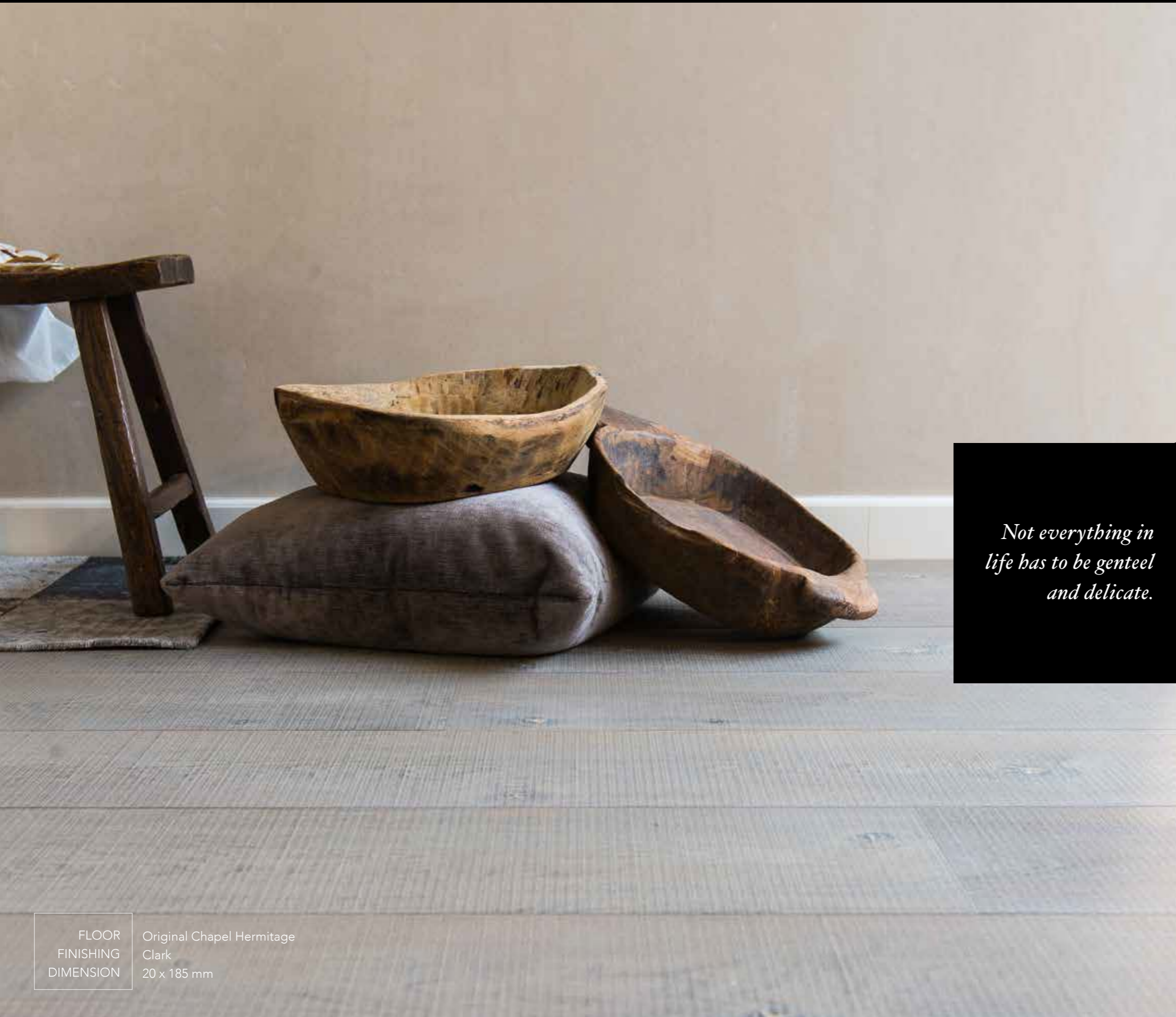
Wooden flooring that pushes the concept of an aged appearance to the maximum.



FLOOR FINISHING DIMENSION Original Chapel Cathedral Egmont 20 x 185 mm



SPECIFICATIONS



Not everything in life has to be genteel and delicate.

HERMITAGE

ORIGINAL CHAPEL HERMITAGE

Not everything in life has to be genteel and delicate. Rough is also ready. With its distinctive bandsaw-treated surface, the woods in the Hermitage collection feature a finely irregular structure and coarse-looking stripes to create a tough, true grit appearance. The result is a vibrant living or working space that's simply bursting with energy, character and vitality.

This collection is available in 38 different colours whose appearance is heightened by the rough stripes left behind by the band saw. There are two available styles: Hermitage Castle – rough-sawn, solid oak floors with micro-bevelled edges; and Hermitage In Between – rough-sawn, engineered oak planks with micro-bevelled edges.



FLOOR FINISHING DIMENSION Original Chapel Hermitage Clark 20 x 185 mm

SPECIFICATIONS



CONVENT

ORIGINAL CHAPEL
CONVENT

This is the collection that perhaps draws most strongly on our name. Combining the centuries-old feeling of our Cathedral collection with the rough edge of our Hermitage, the Convent collection recalls the romance of stumbling on and entering a remote mountain chapel or isolated 15th century tower. Simple yet because of this somehow deeply honest, Convent will bring a smile to your face every time you walk on it.

This collection is available in 38 colours. There are two available styles: Convent Castle – rough-sawn and scraped, solid oak floors with micro-bevelled edges; and Convent In Between – rough-sawn and scraped, engineered oak planks with micro-bevelled edges.

Recalling the romance of stumbling on and entering a remote mountain chapel.



FLOOR FINISHING DIMENSION Original Chapel Convent Clark 20 x 185 mm



SPECIFICATIONS




FLOOR FINISHING DIMENSION Original Chapel Parket Herringbone Egmont 20 x 85 x 425 mm





FLOOR FINISHING DIMENSION Original Chapel Parish Olympic 20 x 185 mm



Combining natural richness and grain with a velvety surface.

PARISH

ORIGINAL CHAPEL PARISH

There's something about walking with bare feet on a quality wooden floor that just feels so enjoyable and comforting. A real sensory treat. Yet even the best can be improved upon. Our Parish collection combines natural richness and grain with a velvety surface that feels truly delightful underfoot. A special brushing process accentuates the grain and structure of the plank while making it somehow feel soft to the touch. Beautiful knots and dramatic character marks burst into life to create a floor of real depth, texture and character.

This collection is available in 43 different colours. There are two available styles: Parish or Parish Extra Castle – brushed or extra brushed solid oak floors with micro-bevelled edges; and Parish or Parish Extra In Between – brushed or extra brushed engineered oak planks with micro-bevelled edges.



SPECIFICATIONS



MINSTER

ORIGINAL CHAPEL MINSTER

Lashing waves, a merciless sun beating down, the 24/7 of the city – Minster collection floors are inspired by life at its most raw. Their unique weathered look is the result of an intense colour process involving no less than 17 different treatments, and a crafting process that makes a feature of the wood's natural grain and texture. The result is something truly exceptional.

This collection is available in 11 colours and the grain is clearly and strikingly visible. There is just one available style: Minster In Between – engineered oak planks with micro-bevelled edges.

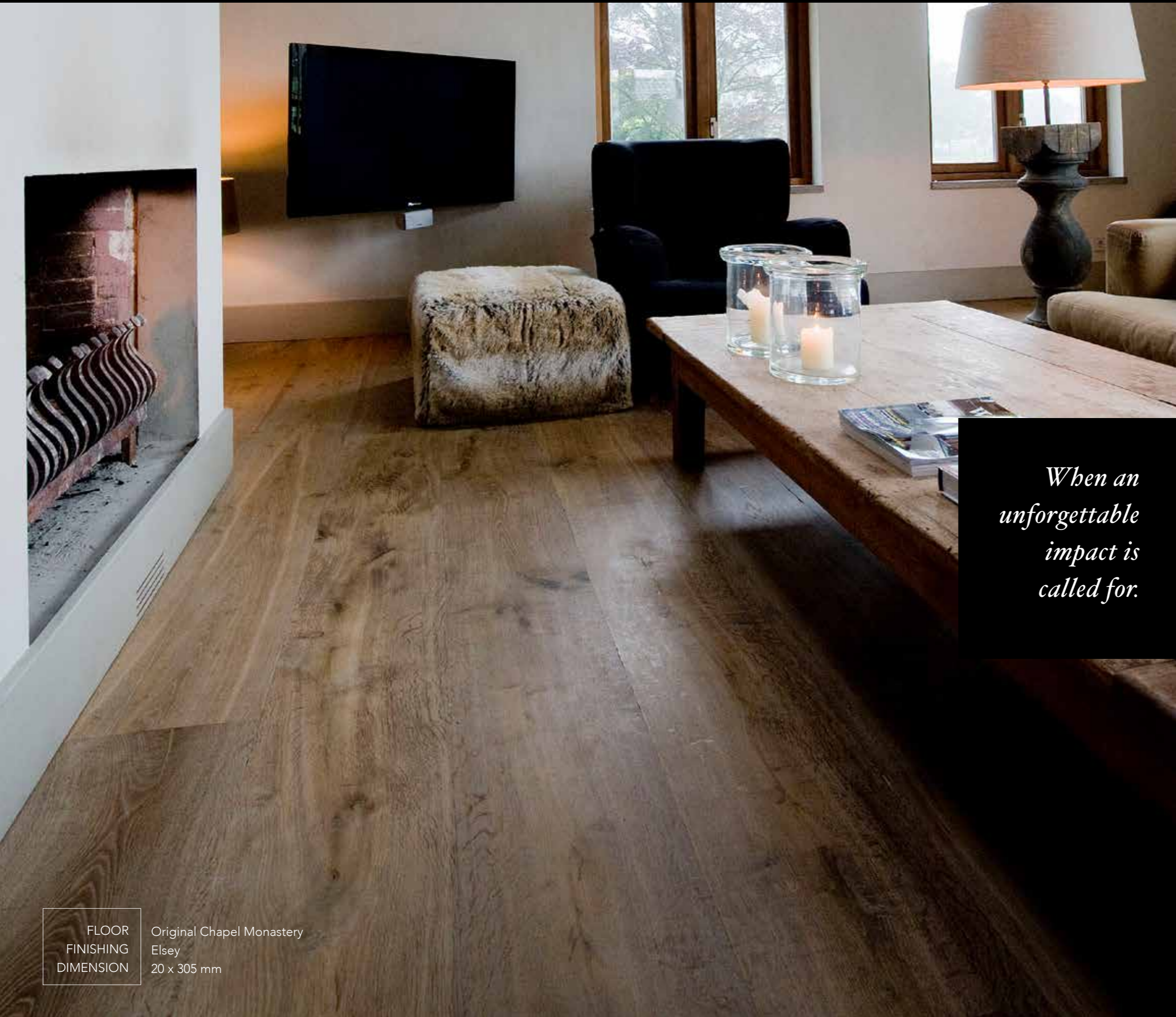
*Inspired by
life at its
most raw.*



FLOOR FINISHING DIMENSION Original Chapel Minster Howden 20 x 225 mm



SPECIFICATIONS



MONASTERY

ORIGINAL CHAPEL MONASTERY

The super-wide planks that form the basis of the Monastery collection create a sense of scale and cachet that make these woods ideal for big, open spaces where an unforgettable impact is called for.

This collection is available in 54 colours, aged and not aged finishes, and the planks measure up to 38 cm wide – and three to five metres long. Available styles are: Monastery Castle – extra-wide, solid oak planks without micro-bevelled edges; and Monastery In Between – engineered oak planks without micro-bevelled edges.

When an unforgettable impact is called for.



FLOOR FINISHING DIMENSION Original Chapel Monastery Elsey 20 x 305 mm

SPECIFICATIONS

60/285	60/245	290/385	70	85	1500/3000	3000/5000	700	1000/1200					



*Be different.
Rub against
the grain.*

ABB EY

ORIGINAL CHAPEL ABB EY

Sometimes you just have to take a stand and not go with the flow. Be different. Rub against the grain. Or as in this case, across it. Our cross-cut Abbey collection consists of floors made of small wood blocks that have been cut across the grain and glued on a plywood base, to create a unique looking floor that truly is different. Once experienced, never forgotten. Unrepeatable. Incomparable. Dramatic.

Original Chapel Abbey is available in 43 colours. There is just one available style: Abbey In-Between – engineered oak planks without micro-bevelled edges.



FLOOR FINISHING DIMENSION Original Chapel Abbey Clark 20 x 70 mm



SPECIFICATIONS

60/288	60/245	240/385	470	85	1500/3000	3000/5000	700	1000/1200	
		P	A	A-B	B				
		CR-11	BB-11				PEFC	CE	FSC
							EN 14342	FSC® C083414	FSC® C083414



A flooring solution that works as hard as it is beautiful.

PRIORY

ORIGINAL CHAPEL PRIORY

Looking for a flooring solution that works as hard as it is beautiful? Something that will withstand the drum of hundreds of feet crossing it every day? A floor that will transform a commercial project into a statement of intent? Look no further. Our Priory collection of narrow, premium quality planks are designed to butt join together to create a single sweep that is beautiful to the eye, tough underfoot and fantastically easy to maintain and long-lasting.

This collection is available in 43 colours. There is just one available style: Priory In Between – engineered oak planks without micro-bevelled edges.



FLOOR FINISHING DIMENSION Original Chapel Priory Bruce 15 x 85 mm



SPECIFICATIONS

60/285	60/245	290/385	70	85	1500/3000	3000/5000	700	1000/1200



FLOOR FINISHING DIMENSION Original Chapel Parket Canyon 15 x 245 mm

THE PERFECT COLOUR FOR EVERY MOOD, SPACE, TIME AND PLACE

Subtle, striking, classic or contemporary ~ the choice is yours

Original Chapel wooden flooring is available in a wide range of colours. In total, we offer 56 colours, tints and shades, but do note that not all colours are available in every collection. Ask your Original Chapel stockist for advice.



02 | Elk



05 | Elsey



08 | Bunya



03 | Reef



06 | Bruce



29 | Bryce



04 | Gulf



07 | Canyon



09 | Channel



10 | Clark



12 | Brecon



17 | Teide



11 | Egmont



13 | Mesa



18 | Palmar



26 | Catlin



14 | Peak



19 | Emas



27 | Joshua



15 | Breton




20 | Kutai



28 | Lion



16 | Terra



21 | Broads

COLOURS



22 | Lake



31 | Down



72 | Loch



77 | Sable



51 | Essex



56 | Gregory



23 | Acadia



32 | Mesas



73 | Dovre



78 | Lanin



52 | Grimsby



57 | Preston



24 | Fundy



33 | Cabrera



74 | Moreno




79 | Rago



53 | Beverly



58 | Croydon



25 | Forest



70 | Kenai



75 | Karoo



36 | Olympic



54 | Howden



59 | Thanet



30 | Mungo



71 | Sabi



76 | Natal




50 | Leeds



55 | Lynn



60 | Stoke





FLOOR FINISHING DIMENSION Original Chapel Hermitage Forest / Egmont / Elk / Elsey 20 x 80 x 400 mm (custom made size)



CUSTOM-MADE EXTRAS

A perfect fit and finish make all the difference between a nice interior and a stunning one. We feel our floors deserve our quality custom-made extras, from skirting boards to wall panelling and complete staircase claddings. Created to your exact specifications, they provide the finishing touch to any interior.





SPECIAL PROJECTS

Custom designed floors for home, office, shop, restaurant and more

Special projects usually demand a little extra from our floors. They have to fit the architecture of a newly-designed home, the company colour scheme of an office, or the heavy traffic of a restaurant or shop. Drawing on our extensive range of colours, designs, finishes and patterns, we can help you create a custom floor that brings out the unique character of any space it's used in.

Original Chapel floors are unique by nature, but what all of them, even our custom made ones, have in common: They are wonderful to look at, wonderful to walk on and wonderfully easy to maintain. Feel free to get in touch to discuss your individual needs.



SUSTAINABILITY

Distinctive flooring made with respect for the environment

Original Chapel is all about making the most of wood. This means we produce the finest floors available, while minimising the environmental impact of our process. This is how...



WE USE WOOD FROM RESPONSIBLY MANAGED FORESTS

We use only wood from forests managed according to sustainable principles and with FSC and PEFC certification.

WE CONTROL EVERY STEP OF THE PROCESS


By being actively involved with the sawmills, we oversee the process from the very start. From that time right through to the final inspection of the finished product, every part of the process is in our own hands.

WE USE GREEN PROCESSES AND TECHNOLOGIES

We employ various natural colouring processes to achieve our beautiful range of colours. Our organic oils are biodegradable. More than 3000 roof top solar panels supply power to our production facility in Schijndel. Any waste wood is used to generate electricity and heat for our drying, oiling and finishing processes, for heating our buildings, and to provide green energy to our facility and more than 3,000 homes.



ICON EXPLANATION



- | | | | |
|--|--|--|---|
| | Treated: planed surface | | Without bevelled edges |
| | Treated: finesawn surface | | Handscraped bevelled edges |
| | Treated: scraped surface | | Grades: Premier |
| | Treated: brushed surface | | Grades: Rustic A |
| | Treated: burned surface | | Grades: Rustic Mix |
| | Thickness solid: 15 mm | | Grades: Rustic B |
| | Thickness solid: 20 mm | | Available laying patterns: boards (planks) / custom |
| | Thickness solid: 25 mm | | Available laying patterns: herringbone |
| | Thickness engineered: 20 mm, 6 mm oak toplayer | | Available laying patterns: Hungarian point |
| | Thickness engineered: 15 mm, 4 mm oak toplayer | | Available laying patterns: variety of panels |
| | Widths: variable between 60 and 285 mm | | Not distressed surface |
| | Widths: variable between 60 and 245 mm | | Distressed surface |
| | Widths: variable between 290 and 385 mm | | Fire class C |
| | Width: 70 mm | | Fire class D |
| | Width: 85 mm | | Suitable for underfloor cooling |
| | Lengths: variable between 1500 and 3000 mm | | Suitable for underfloor heating |
| | Lengths: variable between 3000 and 5000 mm | | PEFC certified |
| | Length: 700 mm | | CE certified |
| | Length: variable between 1000 and 1200 mm | | FSC certified 100% |
| | Bevelled edges | | FSC certified mix |

All rights reserved. No material from this publication may be copied, stored in a computer database, nor published in any form whatsoever, whether electronic, mechanic, by photocopying, recording or in any other manner, without the written permission of Houtindustrie Schijndel BV, Timberline BV or any of their associated companies, hereinafter: HIS. HIS can not be held liable for any damage resulting from the use of this brochure. This text was composed with utmost care. However, HIS cannot be held liable for damage resulting from any error appearing in this publication.



FLOOR FINISHING DIMENSION
Chapel Basilica Versailles Cassette
Bruce
810 x 810 mm





WWW.CHAPELPARKET.COM